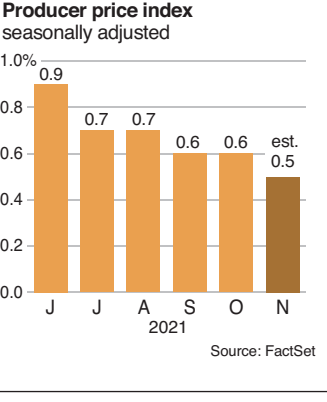


Today

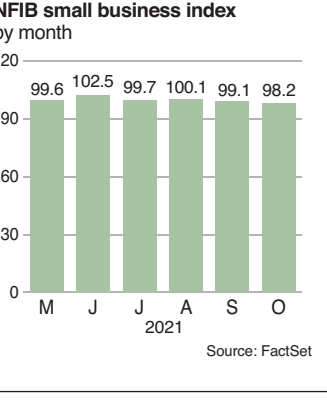
Inflation barometer

The Labor Department delivers today its index showing how U.S. wholesale prices fared in November. Economists expect the producer price index, which measures price pressures before they reach consumers, rose 0.5% last month. That would be slightly down from a 0.6% increase in October. Inflation at the wholesale level surged 8.6% in October from a year earlier, matching September's record annual gain and offering more evidence that inflationary pressures remain elevated.



Business barometer

The National Federation of Independent Business issues today its small business index for November. The index, which tracks how small firms view the U.S. economy and their business prospects, has mostly edged lower in the months since it climbed to 102.5 in June, the highest reading since October 2020. The small business economic trends optimism index is based on data from surveys of firms in the NFIB.



Raise a glass

Fresh Vine Wine, a producer of low-carb, low-calorie wines, makes its stock market debut today. The Plymouth, Minnesota-based company makes and bottles all of its wines in Napa Valley, California. The company's varietals include cabernet sauvignon, chardonnay, pinot noir and rosé. Fresh Vine Wine will be listed under the stock ticker symbol "VINE" on the New York Stock Exchange.



Closing price for Monday, December 13, 2021

Story Stocks

Technology and energy companies pulled stocks lower on Wall Street Monday, a downbeat start to the week following the market's best weekly gain since February. The S&P 500, the Dow Jones Industrial Average and the tech-heavy Nasdaq composite fell.

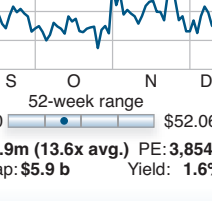
Arena Pharma ARNA

Close: \$90.08 ▲40.14 or 80.4%
Pfizer is buying the drug developer for \$6.7 billion.



Harley-Davidson HOG

Close: \$38.54 ▲1.73 or 4.7%
The motorcycle maker will take its electric motorcycle division public through a blank-check company.



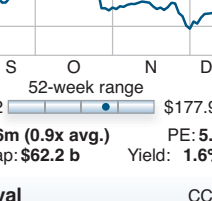
ChangePoint CHPT

Close: \$20.89 ▲0.69 or 3.4%
The Biden administration released an ambitious federal strategy to build 500,000 charging stations for electric vehicles across the country.



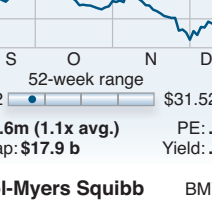
Capital One Financial COF

Close: \$146.04 ▼4.37 or -2.9%
Bond yields fell and weighed down banks, which rely on higher bond yields to charge more lucrative interest on loans.



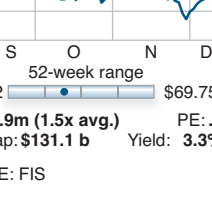
Carnival CCL

Close: \$18.34 ▼0.94 or -4.9%
Cruise lines and travel-related stocks fell over concerns about the newest coronavirus variant's potential impact on the industry.



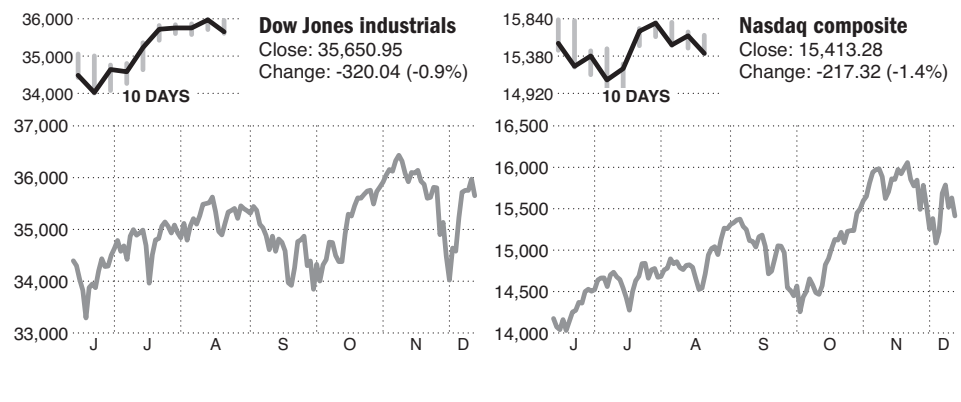
Bristol-Myers Squibb BMY

Close: \$59.05 ▲2.69 or 4.8%
The drug developer raised its quarterly dividend and added \$15 billion to its buyback program.



SOURCE: FIS AP

Money & Markets



Stocks Recap

	HIGH	LOW	CLOSE	CHG	%CHG	YTD
DOW	35,958.93	35,609.53	35,650.95	-320.04	-0.89%	+16.48%
DOW Trans.	16,391.87	16,121.93	16,210.82	-193.85	-1.18%	+29.61%
DOW Util.	952.47	934.81	947.26	+11.59	+1.24%	+9.56%
NYSE Comp.	16,856.63	16,691.16	16,719.57	-137.05	-0.81%	+15.11%
NASDAQ	15,637.06	15,408.25	15,413.28	-217.32	-1.39%	+19.59%
S&P 500	4,710.30	4,667.60	4,668.97	-43.05	-0.91%	+24.30%
S&P 400	2,779.84	2,741.88	2,750.73	-29.11	-1.05%	+19.25%
Wilshire 5000	47,962.05	47,447.47	47,487.98	-474.07	-0.99%	+20.35%
Russell 2000	2,211.59	2,169.01	2,180.50	-31.31	-1.42%	+10.41%

Interest rates



The yield on the 10-year Treasury note fell to 1.42% Monday. Yields affect rates on mortgages and other consumer loans.

TREASURIES	LAST	PVS	NET CHG	1YR AGO
3-month T-bill	.05	.06	-0.01	.08
6-month T-bill	.11	.13	-0.02	.08
52-wk T-bill	.25	.26	-0.01	.10
2-year T-note	.66	.67	-0.01	.11
5-year T-note	1.21	1.25	-0.04	.37
7-year T-note	1.37	1.42	-0.05	.63
10-year T-note	1.42	1.49	-0.07	.87
30-year T-bond	1.81	1.89	-0.08	1.62

PRIME RATE	FED FUNDS
LAST	3.25 .13
6 MO AGO	3.25 .13
1 YR AGO	3.25 .13

CONSUMER RATES	NAT'L AVG	WK AGO	6MO AGO	1YR AGO
48 month new car loan	3.57 ▲	3.56	3.58	4.01
Money market account	0.07 =	0.07	0.07	0.08
1 year CD	0.28 =	0.28	0.29	0.30
\$30K Home equity loan	6.46 =	6.46	6.46	4.68
30 year fixed mortgage	3.25 ▲	3.18	3.18	3.07
15 year fixed mortgage	2.52 ▲	2.51	2.50	2.35

Commodities

U.S. crude oil fell 0.5% while natural gas closed more than 3% lower. Heating oil and wholesale gasoline prices also fell. Gold and silver closed slightly higher.

FUELS	CLOSE	PVS	%CHG	%YTD
Crude Oil (bbl)	71.29	71.67	-0.53	+46.9
Ethanol (gal)	2.14	2.14	...	+49.1
Heating Oil (gal)	2.23	2.25	-0.03	+50.5
Natural Gas (mm btu)	3.79	3.93	-3.34	+49.4
Unleaded Gas (gal)	2.12	2.14	-0.97	+48.7

METALS	CLOSE	PVS	%CHG	%YTD
Gold (oz)	1786.30	1782.90	+0.19	-5.6
Silver (oz)	22.29	22.16	+0.59	-15.4
Platinum (oz)	924.60	934.20	-1.03	-14.0
Copper (lb)	4.28	4.28	-0.07	+21.8

AGRICULTURE	CLOSE	PVS	%CHG	%YTD
Cattle (lb)	1.37	1.37	+0.07	+21.3
Coffee (lb)	2.37	2.33	+1.72	+84.6
Corn (bu)	5.84	5.89	-0.72	+20.7
Cotton (lb)	1.07	1.06	+0.55	+36.7
Lumber (1,000 bd ft)	1114.30	1069.30	+4.21	+27.4
Orange Juice (lb)	1.25	1.27	-2.04	+1.3
Soybeans (bu)	12.44	12.68	-1.87	-5.4
Wheat (bu)	7.86	7.82	+0.45	+22.6

Close and change figures reflect current contract

Foreign Exchange

The U.S. dollar strengthened versus the British pound, the euro and the Japanese yen. The greenback also rose against the Swiss franc and the Mexican peso.

MAJORS	LAST	CHG	%CHG	1YR AGO
USD per British Pound	1.3218	-0.0039	-0.30%	1.3227
Canadian Dollar	1.2796	+0.0067	+0.52%	1.2772
USD per Euro	1.1289	-0.0023	-0.20%	1.1215
Japanese Yen	113.54	+11	+10%	104.01
Mexican Peso	20.9901	+0.0764	+3.6%	20.0989

EUROPE/AFRICA/MIDDLE EAST	LAST	CHG	%CHG	1YR AGO
Israeli Shekel	3.1147	+0.0127	+4.1%	3.2546
Norwegian Krone	9.0371	+0.0827	+9.2%	8.8135
South African Rand	16.0117	+0.0127	+0.08%	15.1334
Swedish Krona	9.0839	+0.0275	+3.0%	8.4639
Swiss Franc	.9220	+0.0010	+0.11%	.8895

ASIA/PACIFIC	LAST	CHG	%CHG	1YR AGO
Australian Dollar	1.4009	+0.0059	+4.2%	1.3269
Chinese Yuan	6.3670	-0.0029	-0.05%	6.5467
Hong Kong Dollar	7.8018	+0.0017	+0.02%	7.7515
Indian Rupee	75.824	+0.089	+1.2%	73.719
Singapore Dollar	1.3678	+0.0040	+2.9%	1.3368
South Korean Won	1185.54	+3.51	+3.0%	1092.90
Taiwan Dollar	27.82	+10	+3.6%	28.20

Cost of Christmas

Now that restrictions related to the pandemic are easing, it's once again possible to buy all the gifts listed in "The Twelve Days of Christmas," but like everything else these days, a partridge in a pear tree costs more this year.

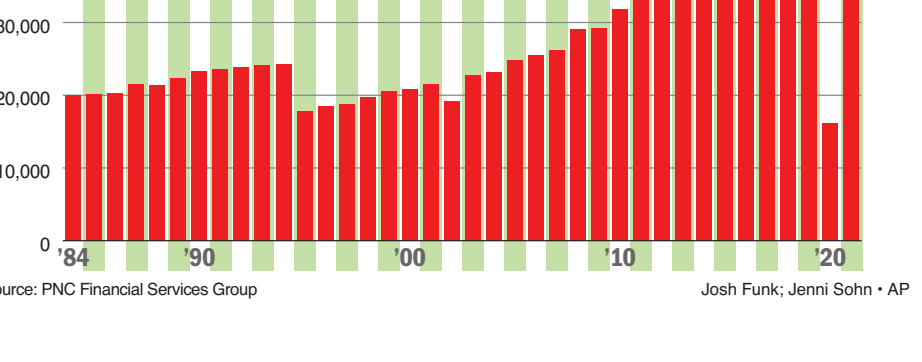


song surged over the past two years, so "True Love" is going to have to shell out significantly more for the six geese-a-laying, two turtle doves and three French hens.

It's hard to compare this year's total of \$41,205.58 with 2020's because the nine ladies dancing and all the other performers in the song were unavailable at the height of the pandemic. 2019 figures offer a better comparison, and by that measure, the price of all the gifts is up 5.7%.

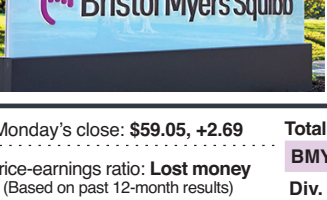
PNC Financial Services Group tallies the prices of the song's gifts each year as a light-hearted way of tracking inflation. This year, the increase isn't far behind the 6.8% overall inflation in the economy even with all the specialized gifts. "It doesn't always track the broader economy that closely but this year we are definitely seeing that," said Amanda Agati, chief investment strategist at PNC.

PNC Christmas Price Index



Company Spotlight Buyback boost

Bristol Myers Squibb climbed after the drug company raised its dividend and initiated an additional \$15 billion stock buyback program. Bristol Myers, which expects to have \$45 billion to \$50 billion in free cash flow in the coming years, said that it will continue to prioritize investment in business development while returning capital to shareholders.



New York-based Bristol Myers Squibb will raise its dividend by 10%, to 54 cents from 49 cents. In its last fiscal quarter, Bristol Myers earned \$2 per share on \$11.6 billion in revenue on strong demand for its myeloma drug Revlimid and other products.

Bristol Myers Squibb (BMY)	Monday's close: \$59.05, +2.69	Total return	1-yr	3-yr*	5-yr*
52-WEEK RANGE	\$53 - \$70	BMY	0.3%	7.7	3.2
Price-earnings ratio: Lost money	(Based on past 12-month results)	Div. yield: 3.3%	Dividend: \$1.96		

*annualized Source: FactSet

Stocks of Local Interest

NAME	TICKER	52-WK RANGE	◇CLOSE	LO	HI	CLOSE	CHG	%CHG	WK	MO	QTR	YTD %CHG	1YR %RTN	P/E	DIV
AMC Entertainment A	AMC	1.91	72.62	23.24	-4.20	-15.3	▼	▼	▼	▼	▼	+996.2	+663.2
AT&T Inc	T	22.22	33.88	22.44	-4.00	-1.8	▼	▼	▼	▼	▼	-22.0	-20.5	cc	2.08
Adv Micro Dev	AMD	72.50	164.46	133.80	-4.75	-3.4	▼	▼	▼	▼	▼	+45.9	+53.7	47	...
American Airlines Gp	AAL	14.71	26.09	17.12	-0.89	-4.9	▼	▼	▼	▼	▼	+8.6	+5.7	0.40	...
Amer Virtual Cloud	AVCT	0.84	9.62	1.69	-6.60	-26.2	▼	▼	▼	▼	▼	-76.5	-62.4
Anheuser-Busch InBev	BUD	54.08	79.67	57.66	-2.26	-0.4	▼	▼	▼	▼	▼	-17.5	-17.7	20	1.10e
Apple Inc	AAPL	116.21	179.63	175.74	-3.71	-2.1	▼	▼	▼	▼	▼	+32.4	+44.1	48	0.88
Bank of America	BAC	28.14	48.69	43.58	-0.94	-2.1	▼	▼	▼	▼	▼	+43.8	+57.2	13	0.84
Benchmark Elec	BHE	22.25	32.56	24.87	-2.27	-1.1	▼	▼	▼	▼	▼	-7.9	+2.6	31	0.66
Berkshire Hath A	BRK/A	333.150	445.000	437.730	+2.730	+0.6	▲	▲	▲	▲	▲	+25.9	+25.8	35	...
Biofrontera Inc	BFFR	2.25	10.40	6.82	+1.45	+27.0	▲	▲	▲	▲	▲	+54.6
Bottomline Tech Inc	EPAY	36.05	55.09	48.94	-4.11	-7.7	▼	▼	▼	▼	▼	-7.2	-11.1	79	...
Brist Myr Sqbb	BMY	53.22	69.75	59.05	+2.69	+4.8	▲	▲	▲	▲	▲	-4.8	-2.3	1.96	...
Cdn Pac Railway g	CP	64.37	83.07	70.76	-1.82	-2.5	▼	▼	▼	▼	▼	+2.1	+6.8	19	0.60
Carnival Corp	CCL	16.32	31.52	18.34	-0.94	-4.9	▼	▼	▼	▼	▼	-15.3	-15.4
CocaCola Co	KO	48.11	57.56	57.76	+1.48	+2.6	▲	▲	▲	▲	▲	+5.3	+6.0	31	1.68
Comcast Corp A	CMCSA	47.59	61.80	47.71	-7.4	-1.5	▼	▼	▼	▼	▼	-9.0	-4.8	23	1.00
Con Edison	ED	65.56	82.79	83.47	+0.86	+1.0	▲	▲	▲	▲	▲	+15.5	+14.2	25	3.10
Dover Corp	DOV	115.88	178.32	171.75	+3.99	+0.2	▲	▲	▲	▲	▲	+36.0	+40.9	28	2.00
Elbit Systems	ESLT	118.53	162.77	160.01	+5.7	+0.4	▲	▲	▲	▲	▲	+22.3	+16.0	29	1.47f
Eversource Energy	ES	76.64	92.66	89.26	+1.38	+1.6	▲	▲	▲	▲	▲	+3.2	+3.9	26	2.41f
Ford Motor	F	8.43	21.49	20.43	-1.02	-4.8	▼	▼	▼	▼	▼	+132.4	+108.2	24	0.40
Gen Electric	GE	82.88	116.17	93.13	-3.82	-3.9	▼	▼	▼	▼	▼	+8.0	+7.7	0.32	...
HCA Holdings Inc	HCA	156.43	263.92	244.10	+1.03	+0.4	▲	▲	▲	▲	▲	+48.4	+51.9	22	1.92
HP Inc	HPQ	23.12	38.49	35.28	-1.15	-3.2	▼	▼	▼	▼	▼	+43.5	+59.5	13	0.78
ICAD Inc	ICAD	6.14	21.44	6.91	+0.1	+0.1									